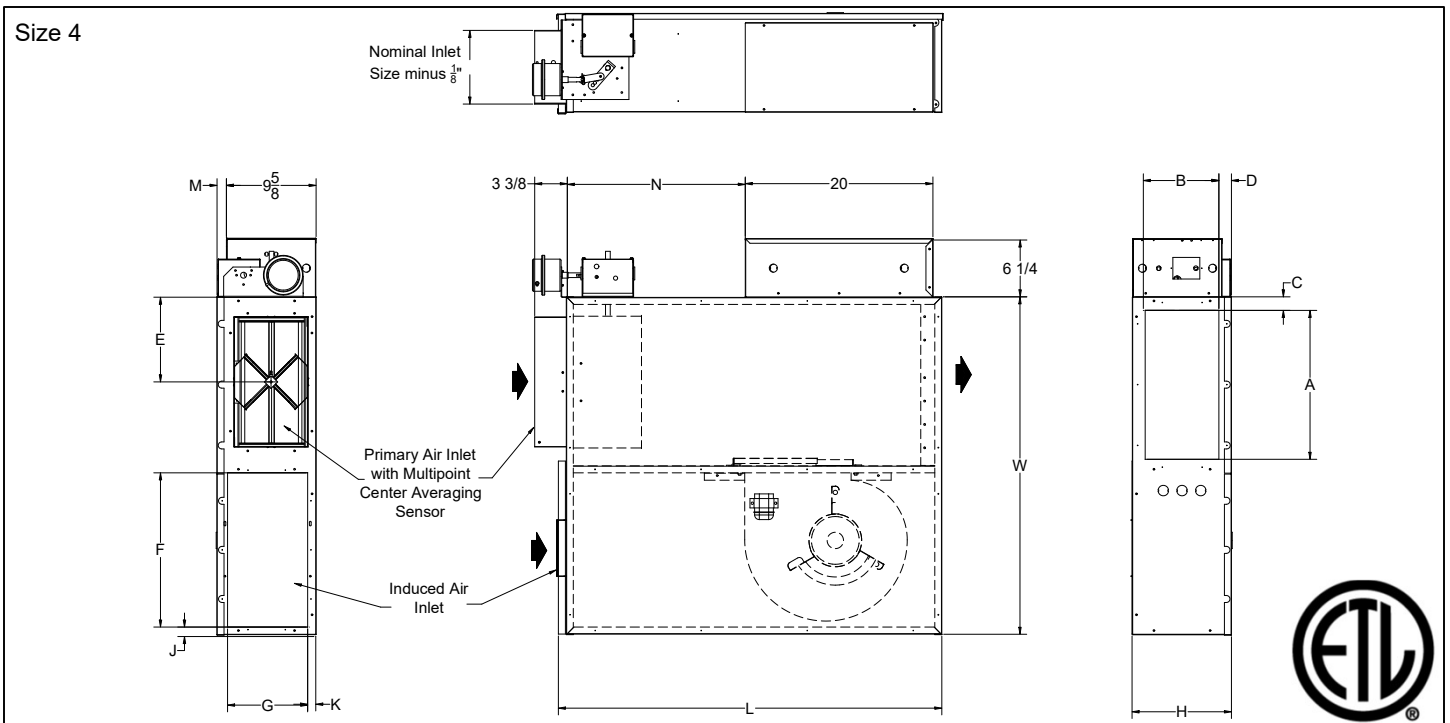
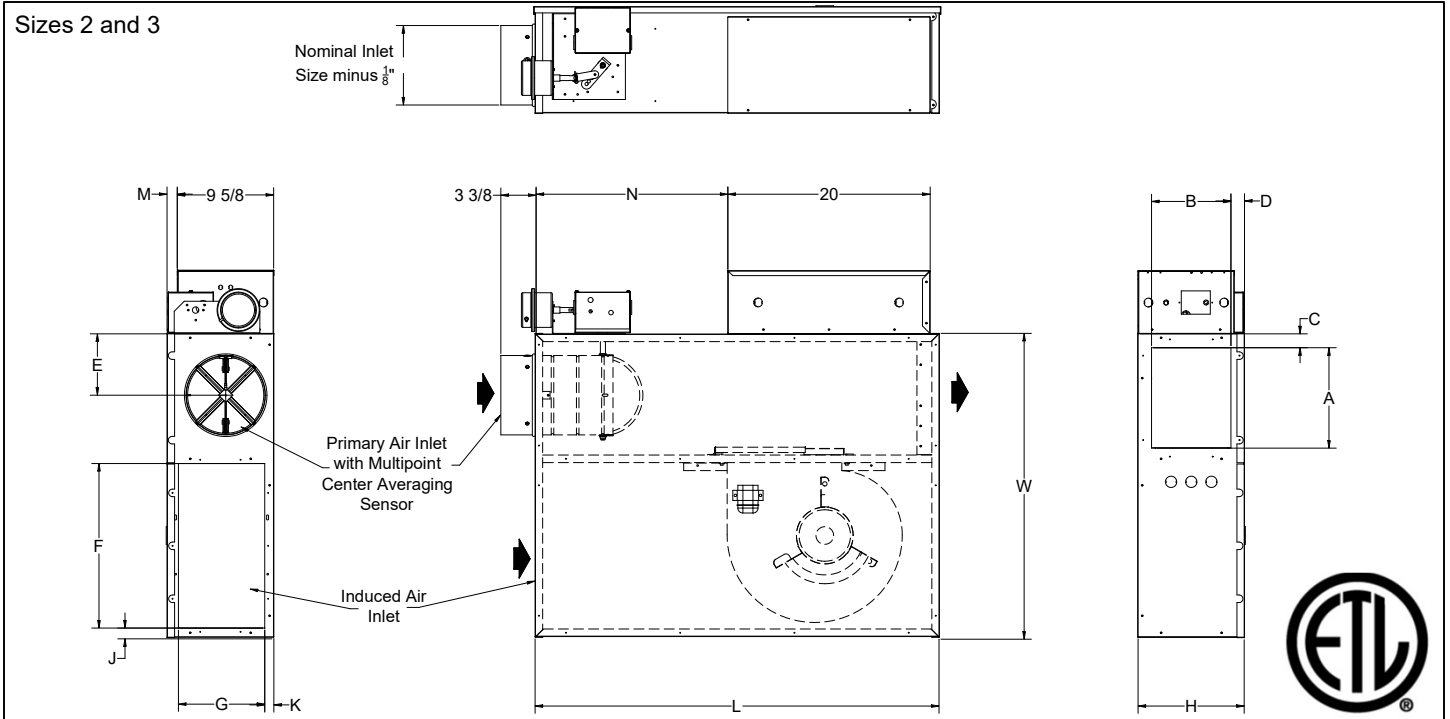


PFLP

Fan Powered Terminal, Parallel Flow
Pneumatic Control, Pressure Independent, Low Profile



Left hand unit, top views shown. All dimensions are in inches.

Unit Size	Inlet Size	A	B	C	D	E	F	G	H	J	K	L	M	N	W
2	6" or 8" Diameter	10	8 1/8	1 3/8	1 1/8	6 1/8	16 1/4	8 1/2	10 1/2	7/8	7/8	40 1/4	1	2	30
4	14" w x 8" h	15 7/8	7 7/8	1 3/8	1	9 1/8	16 1/2	8 1/4	10 1/2	1 1/4	1	40 1/4	1	3/4	36 1/8

ECM Motor Amperage Ratings

Unit Size	Motor hp	120/1/60 FLA	208/240/1/60 FLA	277/1/60 FLA
2	1/3	5.0	1.4	1.0
4	1/3	5.0	1.7	1.4

PSC Motor Amperage Ratings

Unit Size	Motor hp	120/1/60 FLA	208/240/1/60 FLA	277/1/60 FLA
2	1/6	5.0	2.8	2.6
4	1/4	5.0	2.8	2.6

FLA = Full Load Amperage, as tested in accordance with UL 60335
 All fan motors are single phase, same voltage as electric coil (when supplied), with exception that 277 V motors are used with 480V, 3 phase coils (4 wire wye).

Accessories (Optional)

Check if provided.

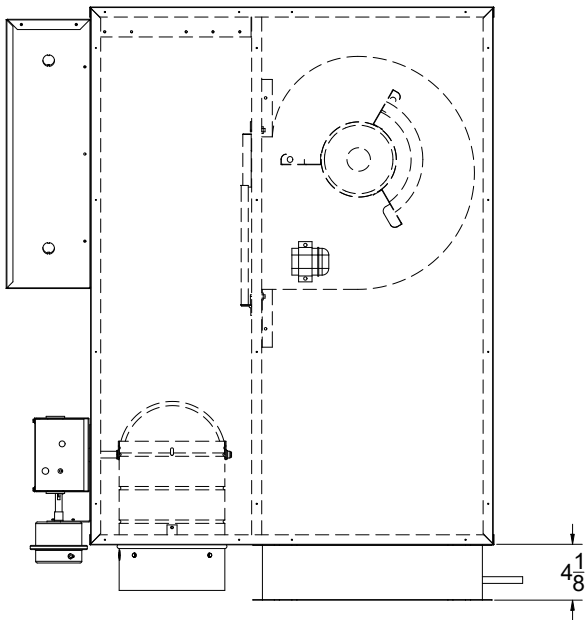
- Induced Air Filter, 1" thick, disposable construction type.
- Toggle disconnect switch (not available on units with optional electric coils.
- Fibre Free Liner
- 1/2" Fibre Free Liner
- 1/2" EcoShield Liner
- Hanger Brackets
- Fan unit fusing
- Metal Controller Cover
- Fan P/E switch for night setback control

Accessories (Optional)

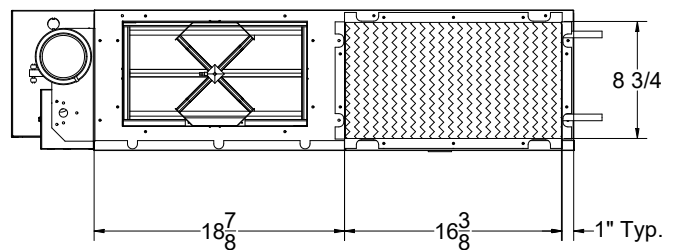
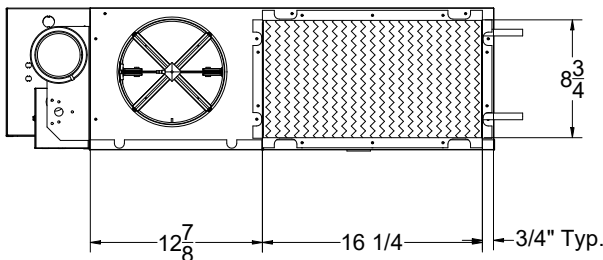
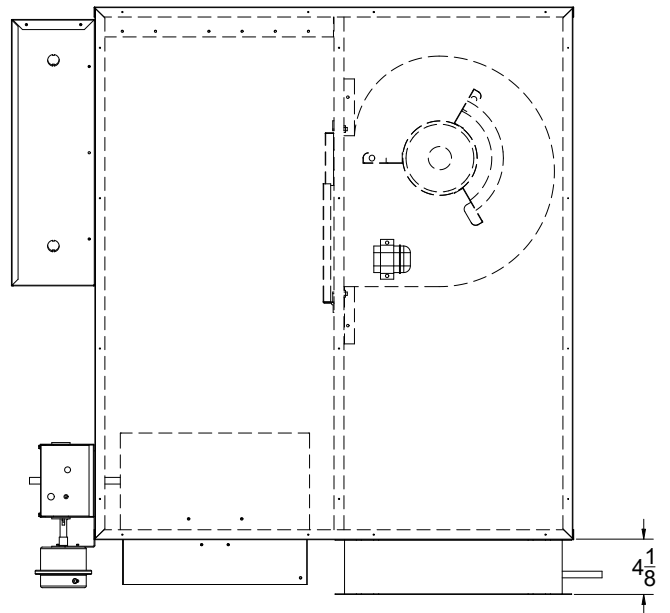
- Hot Water Coil Section
 - 1/2" copper tubes
 - Aluminum ripple fins, 10 per inch
 - Connections: Male solder, 1/2" for 1 row, 5/8" for 2 row, opposite hand of configuration only
 - Coils rated and certified to AHRI Standard 410

- 1 Row
- 2 Row

Unit Size 2,3



Unit Size 4



Accessories (Optional)

Electric Coil Section

Standard Features

- Single side access to low voltage, high voltage, and electric heater controls. Automatic reset thermal cutouts, one per element
- Single point electrical connection for entire unit
- Positive pressure flow switch

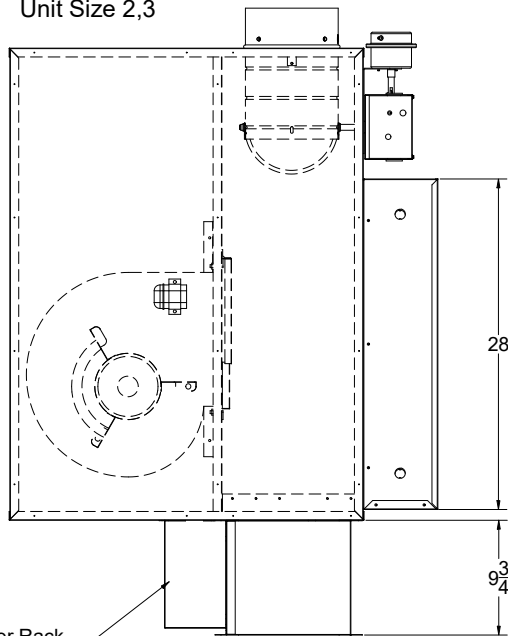
Options

- Mercury Contactor
- Fuse Block
- Disconnect switch, door interlock type
- Manual reset cutout
- Dust tight construction

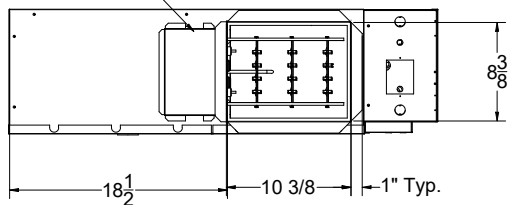
Supply Voltage

- 208V, 1 ph, 60Hz
 - 240V, 1 ph, 60Hz
 - 277V, 1 ph, 60Hz
 - 208V, 3 ph, 60Hz
 - 480V, 3 ph, 60Hz *
- *4 wire wye only

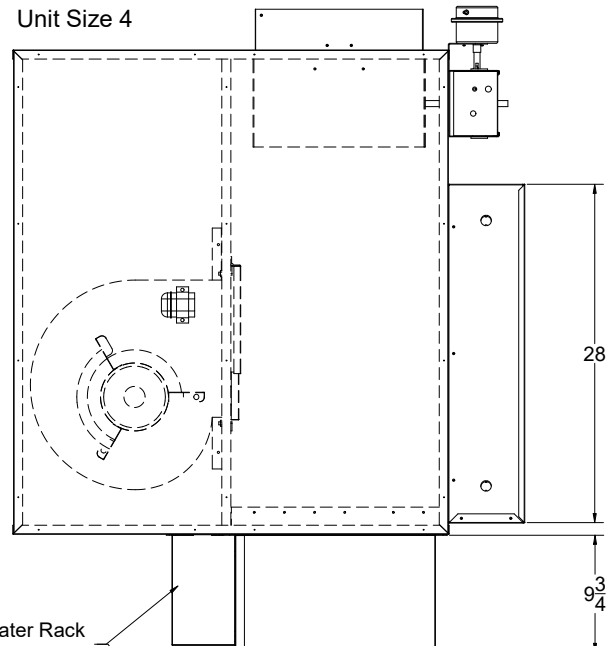
Unit Size 2,3



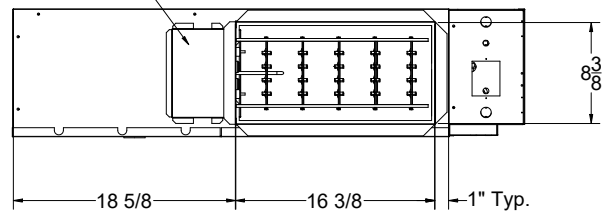
Heater Rack Access Cover



Unit Size 4



Heater Rack Access Cover



General Description

- Heavy steel casing, with leak resistant construction.
- Dual density insulation, coated to prevent air erosion, meet requirements of NFPA 90A and UL 181.
- Bottom access panel can be removed for service.
- Energy efficient fan motor, permanent split capacitor type, mounted in vibration isolators.
- Adjustable SCR fan speed control with minimum voltage stop.
- Pressure independent primary flow control.
- Multipoint, center averaging velocity sensor.
- Primary air flow balancing connections.
- Single point electrical connections.
- Rectangular discharge opening is designed for flanged duct connections.

This submittal is meant to demonstrate general dimensions of this product. The drawings are not meant to detail every aspect of the product. Drawings are not to scale. Titus reserves the right to make changes without written notice.